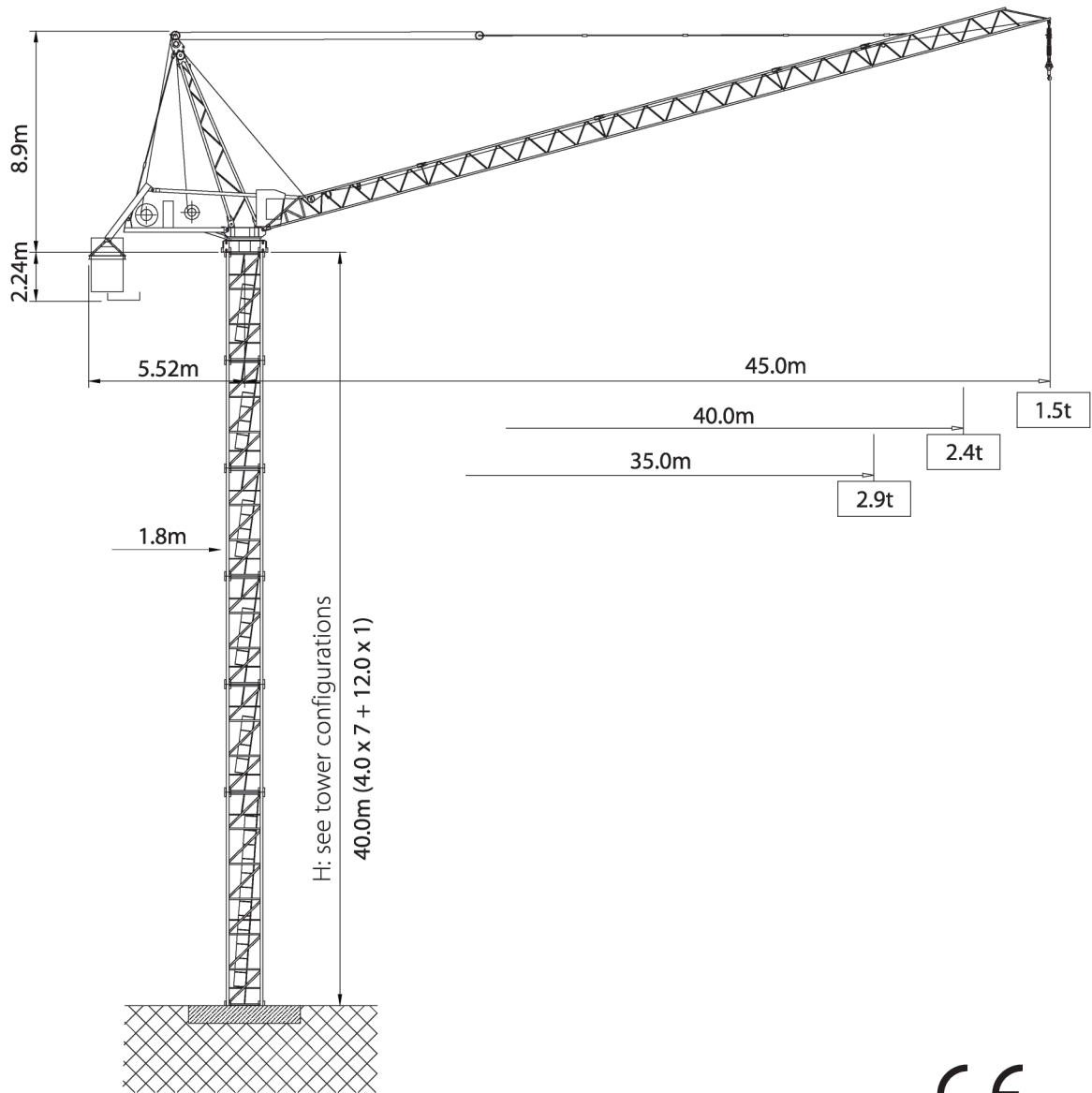


BN 110-2.9

2 - Fall



Subject to modification without prior notice
Edition April 2010






BN 110-2.9


| Radius and Capacity

Jib		Max. Capacity		m x t				
Length	Rope-Fall	t	m	25	30	35	40	45
45.0m	2	2.9	27.6	2.90	2.38	2.00	1.72	1.50
40.0m	2	2.9	34.6	2.90	2.90	2.78	2.40	-
35.0m	2	2.9	35.0	2.90	2.90	2.90	-	-

| Speed

Speed	480 V			
	60 Hz			
	Motor	24.0 kW	5.3 kW	24.0 kW
	Speed	T=1.0-2.0-11.6m/min	0.97 rpm	3ton x 30.0m/min


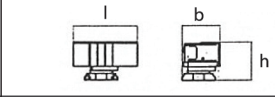
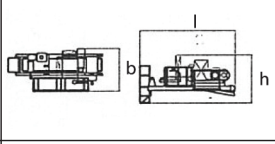
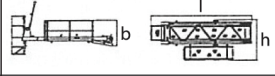
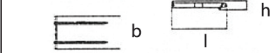
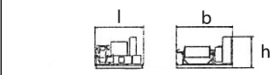

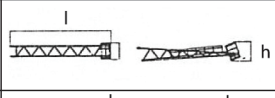
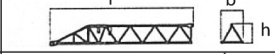
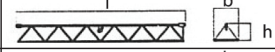
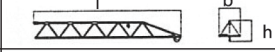
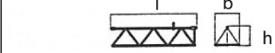

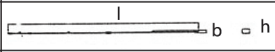


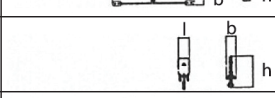
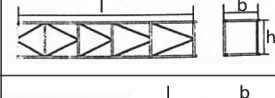
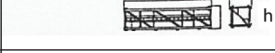

| Hoist Drum

HH max.		2 fall/205.0m
---------	---	---------------

| Counterweight

All Lengths	3.2 t x 5 block
-------------	-----------------

Crane transport

Nb.	Description		Dimensions m			Weight per piece t
			l	b	h	
1	Turntable + KDA + Switch board + cabin		3,97	2,34	2,35	5,34
1	Counter jib + Hoist unit + Luffing unit + Platform + Railing		5,52	2,39	2,60	3,77
1	Counter jib + Railing + Platform		4,52	1,43	2,28	1,01
1	Ballast lever		4,00	1,85	0,50	1,18
1	Hoist unit + Hoist rope		2,00	1,58	1,63	1,57
5	Counterweight BG		1,20	0,60	2,24	3,20
1	Tower top		8,90	2,10	1,70	1,62
1	Boom section AS 509-10		9,72	1,50	1,21	1,01
1	Boom section AS 510-04		10,40	1,50	1,13	0,76
1	Boom section AS 510-13		10,52	1,50	1,02	0,86
1	Boom section AS 505-09		5,26	1,50	1,00	0,40
2	Boom section AS 505-13		5,26	1,50	1,00	0,38
3	Boom suspension for 30 m		10,77	0,60	0,15	0,19
1	Boom suspension for 35m and 45m		5,12	0,06	0,15	0,04
1	Boom suspension for 40 m		1,82	0,06	0,15	0,02
1	Hook block 2-fall		1,00	0,44	1,50	0,34
1	Climbing device EC18		8,92	2,25	2,35	2,18
7	Tower section TS18-4		4,22	1,80	1,80	1,10
1	Basic Tower Section TS18-12		12,27	1,80	1,80	2,87

